


Thank you for your online purchase! This is an information tutorial guiding you through the process to complete the checkout for your purchase(s) that you have sent to your cart.

First, once you press checkout it will take you to a screen that looks like this.

Secure Checkout or continue shopping

 Account

Email *(required)*

<input type="text" value="model@modelland.com"/>	Save
--	-------------

(For new and returning customers)

Whether you are a new customer or an existing customer with us, you start by entering your email address and press the “Save” button. Once that is pressed it will take you to another page that will require more information. Returning customers will then be asked for their password to continue logging in. New customers will also be asked to enter a password which will then be saved into our secure system.

The next screen will look like this.

Secure Checkout or continue shopping

 Account

Email *(required)*

<input type="text" value="model@modelland.com"/>	Save
--	-------------

(For new and returning customers)

Password *(required)*

<input type="password" value="....."/>	Create Account
--	-----------------------

Enter a password to create a new account

Once you have created a password and pressed the “Create Account” button, you will be taken to a page that looks like this.

Secure Checkout or continue shopping

✓ Account

model@modelland.com not you?

 Shipping To

Add Address


 Billing To


Add Address


 Shipping Via

Get estimated shipping rates

In-Store Pickup \$0.00 Including GST

 Paying With

 Credit Card

 Request Quote

Gift Card

Enter gift card

Apply

Press the “Add Address” tab to enter you shipping information. That will look like this.

Country *(required)*

Name *(required)*

Phone *(required)*

Address Line 1 *(required)*

+ Address Line 2 *(optional)*

+ Suite *(optional)*

+ Company *(optional)*

Address Type *(required)*

Postal Code *(required)*

City *(required)*

Region/County/Province *(required)*

Once you have your address information filled out press the “Add Address” button on the bottom. The next page will allow you to change your Credit Card Billing address if it is different from your shipping address. The next page will look like this.

Secure Checkout or continue shopping

✓ Account

model@modelland.com not you?

✓ Shipping To

Model Land
3409a 26 Ave Sw
Calgary, AB T3E 0N3
Canada
4032491661

[Change](#)

✓ Billing To


Same as shipping address


[Change](#)

Shipping Via

In-Store Pickup \$0.00 Including GST

Paying With

 [Credit Card](#)

 [Request Quote](#)

Gift Card

[Apply](#)

Now you will need to enter your Credit Card information by selecting “Credit Card” tab just below the Paying With section of the page. It will then bring you to the following page.

Enter your credit card details


Name on Card *(required)*

e.g. Jane Doe

Credit Card Number *(required)*

e.g. 1234 5678 9012 3456

Card Type *(required)*

CARD TYPE 

Card Expiration Date *(required)*

e.g. 01/27

Credit Card Verification Code *(required)*

e.g. 123

Submit

Cancel

Enter your information as requested and press the “Submit” button on the bottom. Once you have done that you will be taken to this screen.

✓ Shipping To

Change

✓ Billing To

Same as shipping address

Change

✎ Shipping Via

In-Store Pickup \$0.00 Including GST

✎ Paying With

Credit Card

Request Quote

Gift Card

Apply

Shopping Cart

SKU: 1096-TRA3139A*TRA3139A	Quantity	
	<input style="width: 40px;" type="text" value="1"/>	
	Delete	
	SubTotal: \$17.50 Including GST	
	VAT: \$0.00	

Update Cart

Special Offer Codes

Add

Order Notes

Save

Order Summary

Subtotal:	\$17.50
Shipping: (Including GST)	\$0.00
Total:	\$17.50

OK To Email

Place Order

Secured with SSL

Once you are on the page shown above, select the tab for In-Store Pickup. Then if you are satisfied with the items in your cart that you wish to purchase you can select the “Place Order” button and it will then be sent to us here at Model Land to process your order. You will also receive an email of your purchase details. The next screen will be a confirmation screen and will look similar to this.

ORDER RECEIVED

Thank you for your order.

*** PLEASE RETAIN FOR FUTURE REFERENCE ***

Your Order Number is: [REDACTED]

Your Customer ID is: [REDACTED]

An email confirmation will be sent to: [REDACTED]

Billing Address

[REDACTED]
[REDACTED]
[REDACTED]

Canada

Shipping Address

[REDACTED]
[REDACTED]
[REDACTED]

Canada

Shipping By

In-Store Pickup

[View Receipt](#)

[Print Receipt](#)

From there we will find the items that you ordered and once the order is ready for pickup we will then send you another email to advise you. Please have some picture ID ready once you come to our store for verification purposes.

Enjoy your new products and we look forward to serving you again soon!